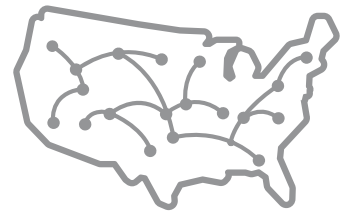


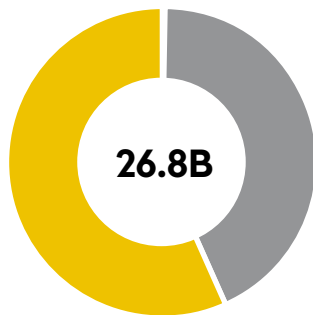
2020 ACH NETWORK VOLUME AND VALUE



26.8B TRANSACTIONS
TOTALING **\$61.9T**

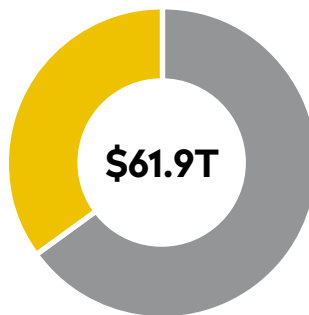


2020 VOLUME



● 15.2 BILLION DEBITS
● 11.6 BILLION CREDITS

2020 VALUE



● \$21.7 TRILLION DEBITS
● \$40.2 TRILLION CREDITS

VOLUME



From 2019

VALUE



From 2019


81

Think about it:

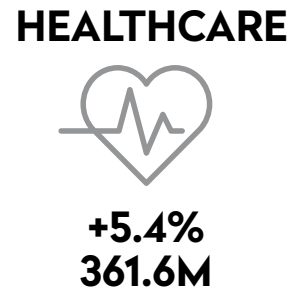

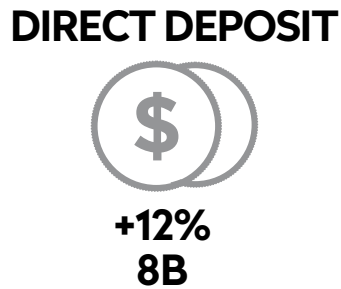

The total volume of 2020's ACH payments translates to approximately 81 payments per person in the U.S.

Volume has increased by **MORE THAN 1B**
every year for the last 6 years


Value has increased by **MORE THAN \$1T**
every year for the last 8 years



2020 VOLUME GROWTH BREAKDOWN

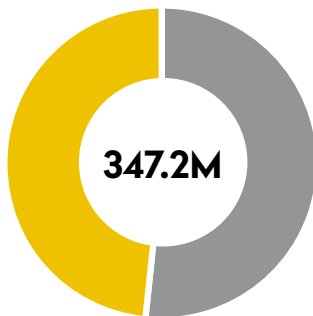


SAME DAY ACH



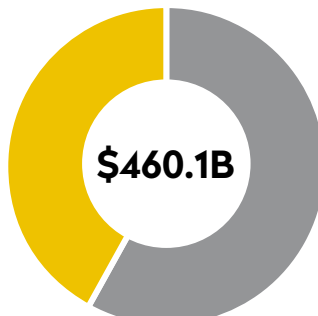
347.2M TRANSACTIONS
TOTALING **\$460.1B**

2020 VOLUME



● 168.7 MILLION DEBITS
● 178.5 MILLION CREDITS

2020 VALUE



● \$193.5 BILLION DEBITS
● \$266.6 BILLION CREDITS

VOLUME

+38.6%

From 2019

VALUE

+86.1%

From 2019

\$1.8B

Did You Know:

In 2020, Same Day ACH moved 1.4 million payments a day with a daily total value of \$1.8 billion.

THE MODERN ACH NETWORK IS THRIVING

