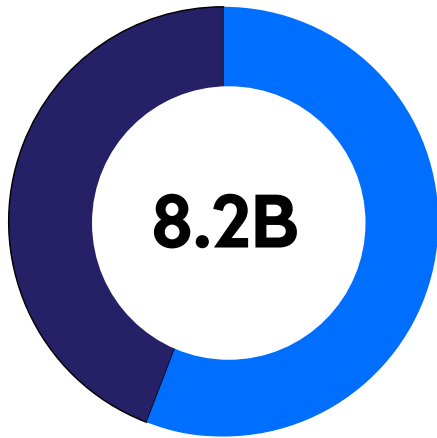


1Q 2024 ACH NETWORK

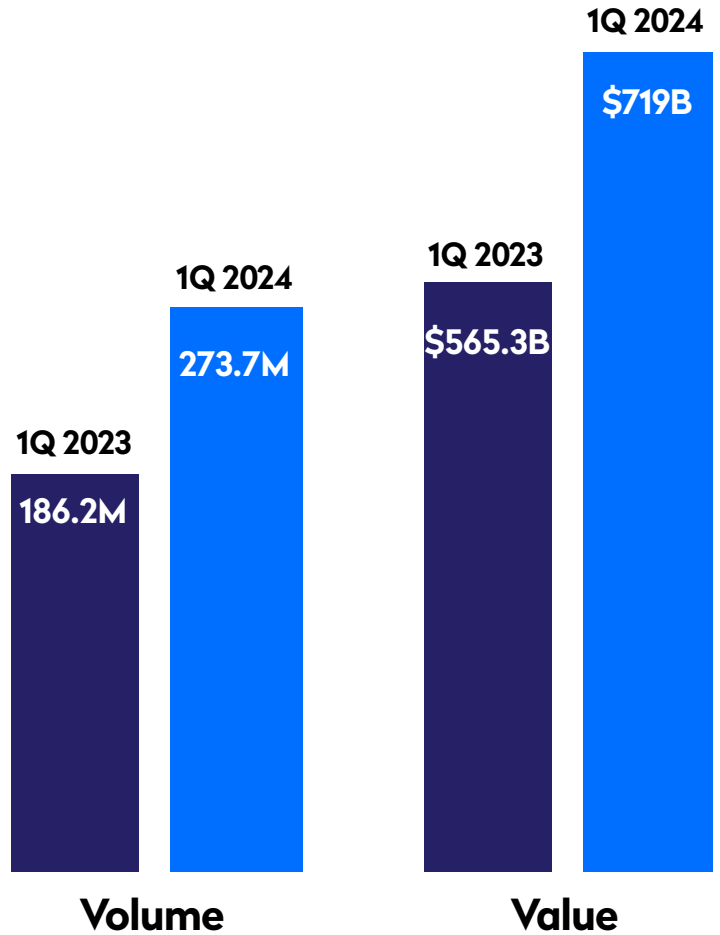
Volume Totals 8.2 Billion;
Same Day ACH Volume Rises 47%

1Q 2024 Total ACH Network Volume




- 4.6 Billion Debit
- 3.6 Billion Credit

Same Day ACH volume increases 47% over 1Q 2023 as value rises 27.2%



B2B volume increases 10.8%



Volume across major transaction types compared to 1Q 2023

Healthcare



-0.2%
116M

Internet



+7.4%
2.6B

Direct Deposit



+2.4%
2.2B

P2P



+18.7%
91M