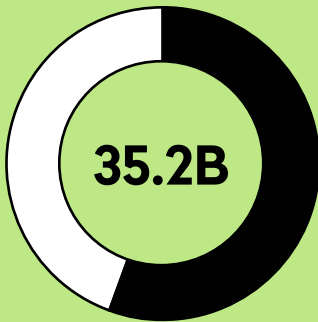


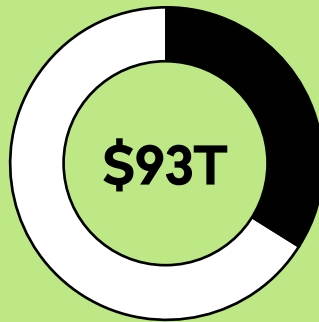
**35.2B** Payments  
Totaling **\$93T**

The 13th straight  
year of value  
increasing by  
more than \$1T!



**2025 VOLUME**

- 19.6 Billion Debits
- 15.6 Billion Credits



**2025 VALUE**

- \$31.7 Trillion Debits
- \$61.3 Trillion Credits

**2025 VALUE**

**+7.9%**

**2025 VOLUME +4.9%**

**141M** Big Volume!

Nearly 141 million payments a day  
were made on the ACH Network, up  
7 million from last year.

**103** Big Reach!

Last year's ACH payment volume  
translates to nearly 103 payments  
for each American.

**B2B volume increased 9.9%**

**7.4B**  
2024

**8.1B**  
2025

## 2025 Volume Breakdown



**Internet**  
**+6.1%**  
**11.4B**



**Direct Deposit**  
**+1.7%**  
**8.7B**

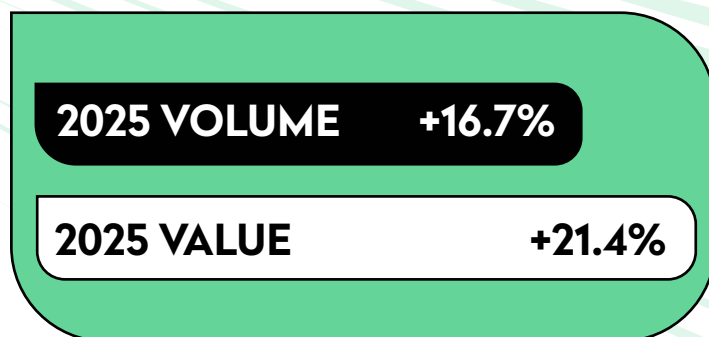
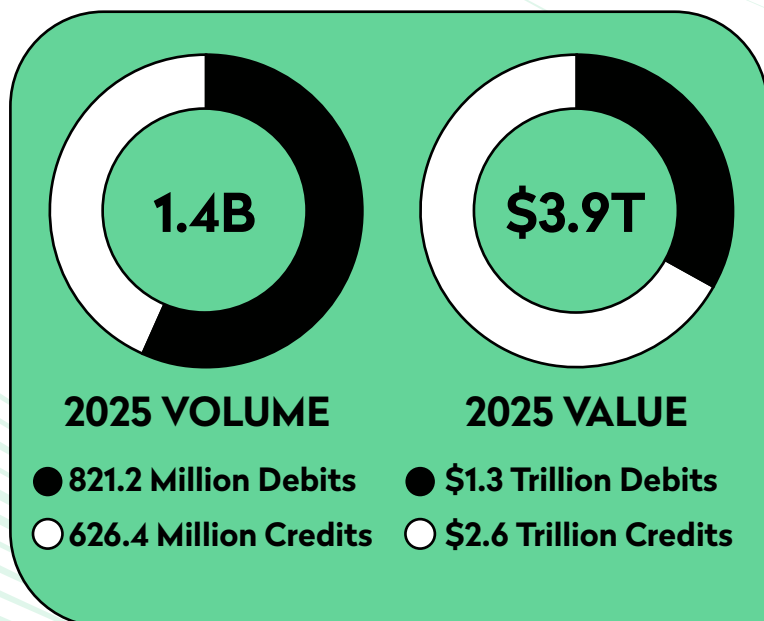


**Healthcare**  
**+7.3%**  
**548M**



**P2P**  
**+19.8%**  
**470M**

**1.4B** Payments **\$3.9T**  
Totaling



**FACTS!**

- Last year saw an average of 5.6 million daily Same Day ACH payments.
- The daily total average value of last year's Same Day ACH payments was \$15.6 billion.
- 2025 marked the second straight year in which Same Day ACH payment volume surpassed 1 billion, and the value of those payments exceeded \$3 trillion.