

Nacha Operating Rules & Guidelines (eBook) via App Institutional License

For organizations desiring centralized access to Nacha publications electronic content, the NOR&G via App Institutional License product provides (eBook version) of the Nacha Operating Rules & Guidelines publication using convenient single account for a pre-specified maximum number of devices. Once the account for an Institutional License has been created and activated by Nacha, designated users need only ensure the Flux Player App is installed on their desired device(s), and proceed to sign in using the designated Institutional License account login and password provided to view the content.

Please follow the step-by-step instructions below.

DOWNLOAD, INSTALL & LAUNCH FLUX PLAYER APP

1 | DOWNLOAD THE FLUX PLAYER APP

- [Download \(Windows\)](#) • [Download \(MacOSX\)](#)
- IOS Devices - search Flux Player in Apple App Store
- Android Devices - search Flux Player in Google Play Store

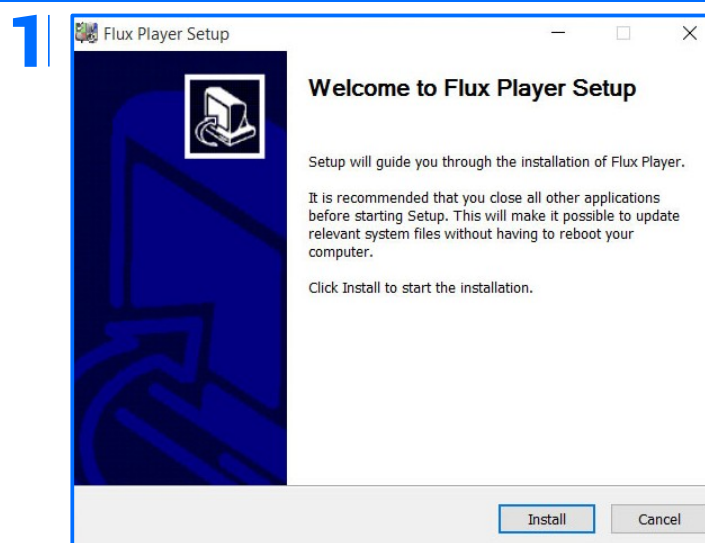
Note: If your organization requires special permission to download and/or install programs, please contact your IT department for assistance.

2 | INSTALL AND LAUNCH THE FLUX PLAYER APP

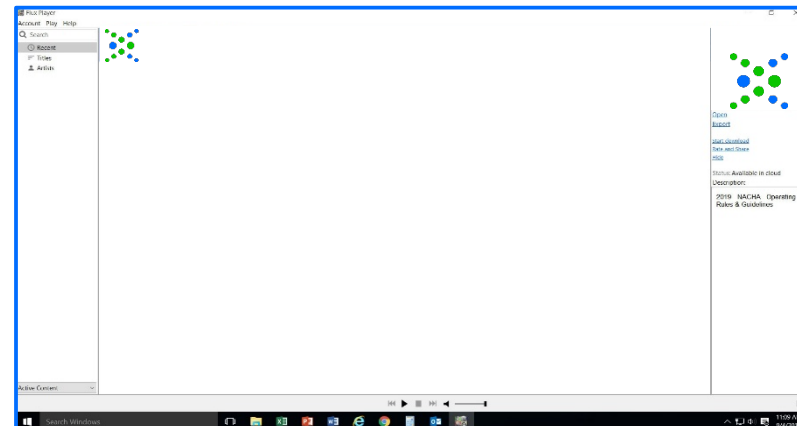
Double click on the download Flux Player setup file and follow the instructions to completely install/run the player on your device. Once installed, launch the Flux Player App.

3 | ENTER INSTITUTIONAL LICENSE ACCOUNT DETAILS

When prompted, enter Institutional License Flux Player account (username/email and password) to activate and access this content from your device via the Flux Player App.



3 |



ACCESS & VIEW (eBook) CONTENT

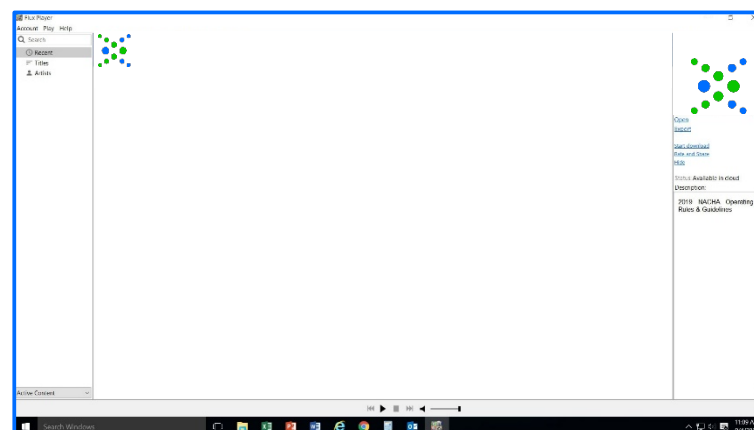
4 | VIEW CONTENT

Double click on the featured publication icon to open/view content. This fully searchable, portable, Adobe-based product provides convenient, read-only access, with no available printing options.



Once content has been opened through the Flux Player App, internet access is no longer required!

4 |



TERMS OF USE

This Institutional License product is intended for the sole use of those granted access to the named organization's account details. The maximum number of authorized devices should not exceed the Institutional License package purchased. Abuse of these terms may result in account closure and/or termination of content access.

FOR ALL TECHNICAL QUESTIONS regarding the Flux Player App, click **HELP** within the Flux Player menu to **CONTACT SUPPORT** and follow the instructions on the screen to report your issue. For general product questions or comments, contact Nacha at DigitalAccess@Nacha.org.

HOW TO ADD CONTENT TO ADDITIONAL DEVICE

- Select the customized URL to download the (Flux Player) App for the specific device in use
- Install and Launch the (Flux Player) App on desired second device
- Sign into existing Flux Player App Institutional License account provided for the initial device
- Access Content (click on related publication icon)

HOW TO UPDATE NACHA RULES CONTENT

In the event a Nacha Operating Rules & Guidelines Supplement is issued, the ebook content will be updated and available to subscribers by following these simple instructions.

- Remove the current content by selecting the “Remove” link (located on the right in the section under the content access icon), then select “Remove from computer/device”
- Once the content is removed, select the small cloud that should appear next to the Rules content icon on the left
- This should begin to download and launch the most current version of the Rules ebook publication automatically
- Launch content as normal by selecting “open” or by clicking on the large publication content icon

