

**USER GUIDE FOR  
ELECTRONIC CHILD SUPPORT PAYMENTS  
USING THE CHILD SUPPORT APPLICATION  
BANKING CONVENTION**

**VERSION 8.2**  
(Revised July 23, 2012)

**The Task Force on  
Electronic Child Support Payments**

**NACHA – THE ELECTRONIC PAYMENTS  
ASSOCIATION**



## Table of Contents

PURPOSE AND SCOPE .....	1
BACKGROUND.....	2
PROCESS .....	4
NACHA RECORD FORMATS .....	9
THIRD PARTY SENDERS AND SDUS .....	11
INTERSTATE PAYMENTS BETWEEN SDUS .....	13
CHILD SUPPORT APPLICATION BANKING CONVENTION.....	15
820 PAYMENT ORDER/REMITTANCE ADVICE TRANSACTION SET .....	20
DEFINITIONS AND TERMS – 820 TRANSACTION SET.....	22
CHILD SUPPORT MAPPING .....	25
GLOSSARY .....	38



## **PURPOSE AND SCOPE**

The purpose of this guide is to provide State Disbursement Units (SDU's), employers and their financial institutions with the current formats, definitions and implementation recommendations to remit child support payments and payment information electronically through the Automated Clearing House (ACH) Network according to the current conventions and standards. This method speeds up the income-withholding process and allows the employer and SDU to realize the numerous benefits of electronic funds transfer (EFT) and electronic data interchange (EDI).

The Child Support Application Banking Convention provides an employer with an electronic method for sending child support obligations withheld from employees' wages to the SDU by means of ACH credit payments. These payments, which are originated by the employer's financial institution through the ACH Network, transfer the funds and payment information electronically, thereby offering the employer a more attractive alternative to the less efficient practice of issuing a check with a detailed paper listing of the employees whose wages were garnished.

The convention forms the bases for remitting child support payments together with remittance detail about the payments using the NACHA CCD+ format. Remittance detail for a single payment is conveyed in the 80-character Payment Related Information field of the single DED (Deduction) Addenda Record of the CCD+. All SDUs were required to be capable of accepting employer-originated child support withholding payments sent in the NACHA CCD+ format by September 30, 1997. Currently (2007) only South Carolina does not have this capability.

States also allow employers to remit these payments electronically using the NACHA CTX format containing an Accredited Standards Committee (ASC) X12 820 Payment Order/Remittance Advice Transaction Set. (ASC X12 is the inter-industry standard setting authority for EDI). Use of the CTX/820 enables an employer to send multiple child support payments with remittance information in one transaction to an SDU. With a maximum allowance of 9,999 Addenda Records, the CTX format allows the entire 820 transaction set to be "enveloped" within the ACH format. Table 1 of the ASC X12 820 conveys the gross payment amount, while Table 2 details information for each employee covered by those payments using the DED (Deduction) data segment. This segment conveys the same information as in the CCD+ convention; however, it does so within the structure of 820 transaction set.

A banking convention typically refers to a standard format for the presentation of data within a single Addenda Record. When that convention is incorporated into the X12 standards, it is referred to as a data segment. This document depicts the status of the DED data segment of the ASC X12 820 as of version release 4010, published in December 1999 by the Data Interchange Standards Association (DISA). (DISA is the secretariat of the ASC X12).

## BACKGROUND

Increasing rates of divorce and single-parent families have focused a great deal of attention on the well-being of our nation's children, generating considerable activity in federal and state government legislation and supporting agencies. Recognizing the changes occurring and the implications of these changes on our society Congress, has enacted a number of programs to help in the collection and disbursement of child support payments.

In 1975 Congress established the **Child Support Enforcement Program** with the passage of Title IV-D of the Social Security Act. This program provided a federally-funded, state-based system for:

- establishing paternity;
- establishing child support orders;
- collecting support payments, and
- disbursing funds collected.

The Child Support Enforcement Program provides Title IV-D services to families receiving assistance under the Temporary Assistance to Needy Families (TANF), Foster Care, and Medicaid programs. Title IV-D services also encompass families who formerly received assistance under these programs and any other family who applies for IV-D services. As a group, these are typically referred to as "IV-D" cases. Private, attorney-based, child support cases are known "non-IV-D" cases (i.e., private cases).

Child support obligations collected for families in the TANF and Foster Care programs have historically been used to repay the government assistance the families have received under these programs. Child support obligations collected for families who are not receiving government assistance go directly to those families to help them remain self-sufficient.

Further changing the landscape of family legislation, amendments were made to the **Child Support Enforcement Program in 1984, 1988, and 1996**. The **Family Support Act of 1988** made income-withholding the primary method for collecting child support obligations and mandated the method by which income-withholding is transmitted from the employer to the child support enforcement entities (the centralized collection sites for receipt of child support are currently referred to as SDUs).

With some exceptions, the withholding requirements of this legislation were:

- after November 1, 1990 all new and adjusted Title IV-D child support orders require immediate income-withholding, and
- after January 1, 1994 all new non-IV-D (private) cases must also provide for immediate income withholding.

The withholding transmission requirements of the legislation were:

- by October 1, 1997 states were required to have operational, automated state-wide child support enforcement management information systems;
- these systems must be able to accept withholdings transmitted using EFT technology, and
- employers are not required by federal law to send withholdings using EFT and EDI. (However, 16 states/territories, CA, FL, GU, IA, IL, IN, MA, OH, OR, ND, NE, NV, PA, TX, VA, and WV, currently require employers to remit child support payments electronically.)

The result of this legislation is that after January 1, 1994, with few exceptions, all new and adjusted child support cases are subject to immediate income withholding. This legislation applies to all cases. It applies to private child support cases as well as to Title IV-D cases, even if the family never received government assistance.

As part of the **Personal Responsibility and Work Opportunity Act of 1996** (more commonly known as “welfare reform”), states were required to set up centralized payment processing sites, known as state disbursement units (SDUs), for the collection of child support payments.

States are required to receive payments electronically and to disburse payments to custodial parents within two days of receipt. The impact of the welfare reform legislation became apparent when SDUs were deluged with paper checks that had previously been handled by county courts in most states.

Every day, thousands of paper checks arrive at SDUs all over the country. They must be opened, scanned, identified, deposited, credited to the appropriate non-custodial parent(s), and turned into disbursement payments for custodial parents. The federal Office of Child Support Enforcement (OCSE) reported that in 2011 \$27.3 billion in child support payments was collected. Almost seventy percent of this amount came from employers deducting child support obligations from their employees’ paychecks as required by law.

While the benefits to taxpayers and children have been proven, mandatory income- withholding has also resulted in an increased administrative burden on employers. For this reason, the value of the second component of the legislation, which requires that the SDU be able to accept withholdings and send and receive interstate child support collections transmitted using EFT technology, becomes evident.

## **PROCESS**

An employer is notified to withhold wages of a particular employee by an income withholding order or notice, generated either from a court or state or local child support enforcement agency. The order/notice instructs the employer to withhold wages from an employee and serves as the employer's legal basis for doing so. The order/notice includes contact information where the employer can obtain the necessary SDU's bank information for sending payments electronically.

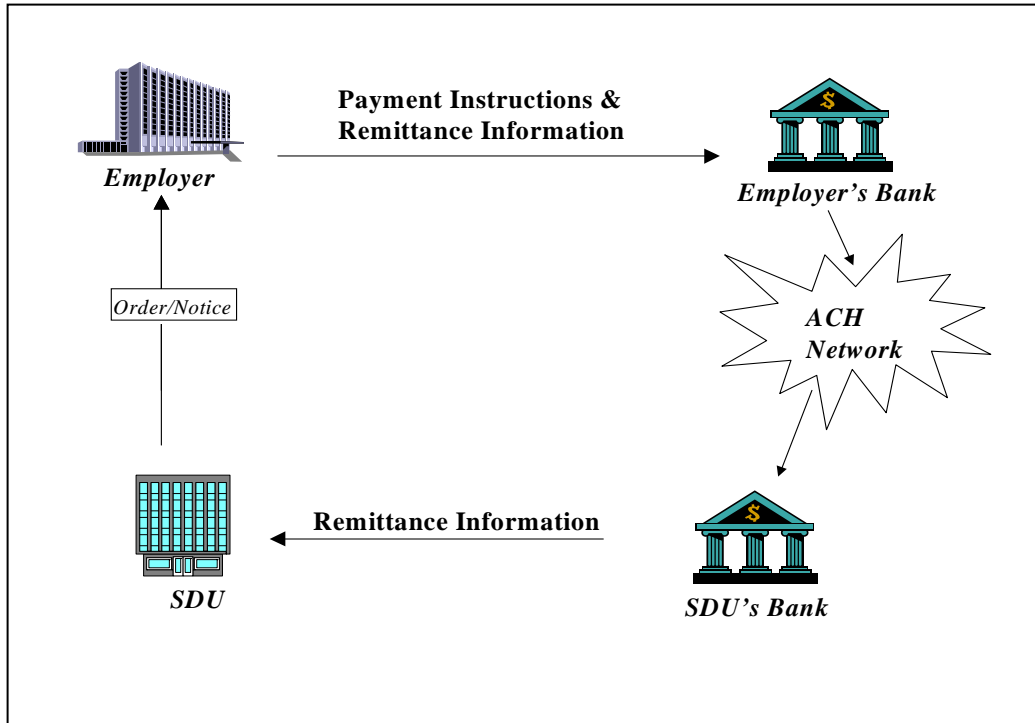
The employer should contact the SDU that issued the order to determine which payment formats it is capable of receiving. All automated statewide child support enforcement systems are required to be capable of accepting child support payments in the CCD+ format. Most states also accept payments in the CTX format containing an ASC X12 820 Transaction Set. The employer should also contact its own financial institution to determine its EFT/EDI capabilities, seek assistance with formats, standards, and technical requirements to implement this application.

In order to transfer the funds and data, the employer transmits the payment instructions and remittance information to its financial institution. The financial institution then originates the ACH entries to transfer the payments and remittance information through the ACH Network to the financial institution of the SDU to which the payments must be sent. Once received, the SDU's financial institution posts the funds to the SDU account and provides the remittance information (EDI) associated with those payments in the format agreed to with that entity.

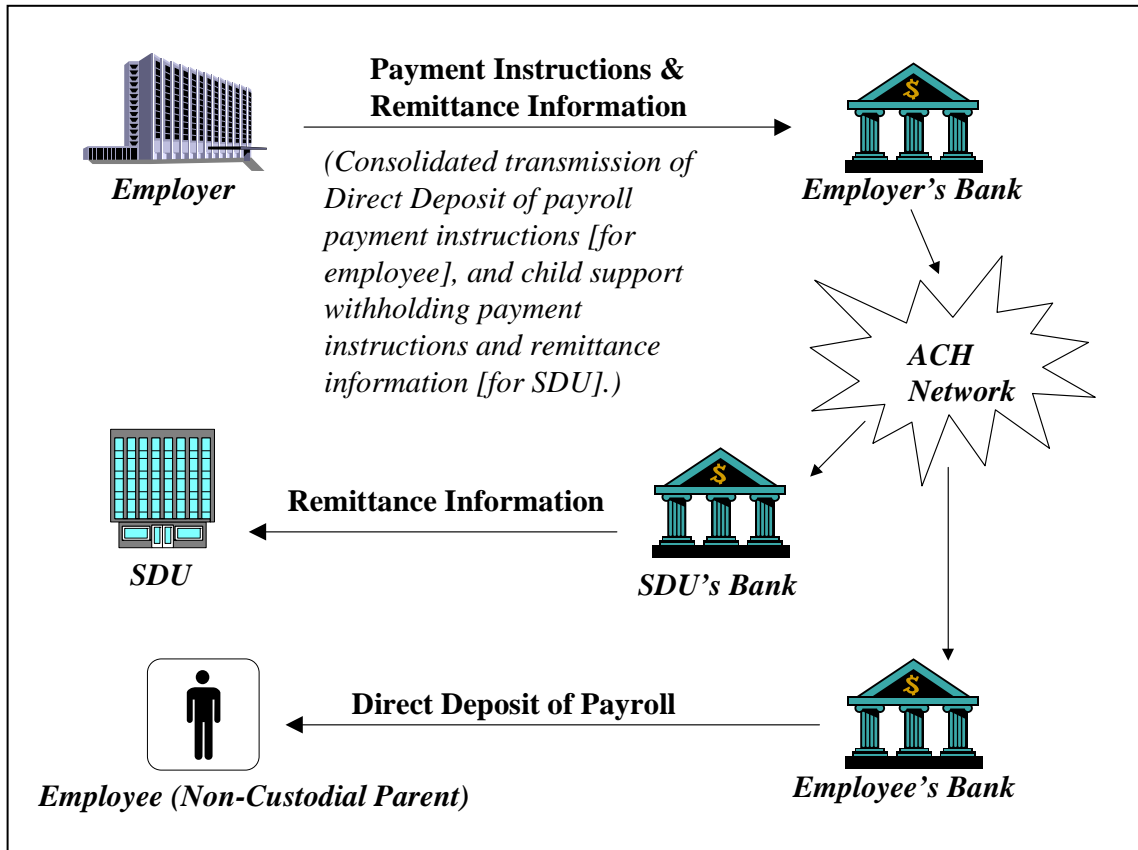
The SDU in turn updates its records, credits the non-custodial parent's account, and disburses an electronic payment (direct deposit or debit card) or issues a check to the custodial parent. If the custodial parent resides in a different state, the SDU will transfer the funds and payment data often using EFT/EDI technology to the SDU in the appropriate jurisdiction for disbursement to the custodial parent.



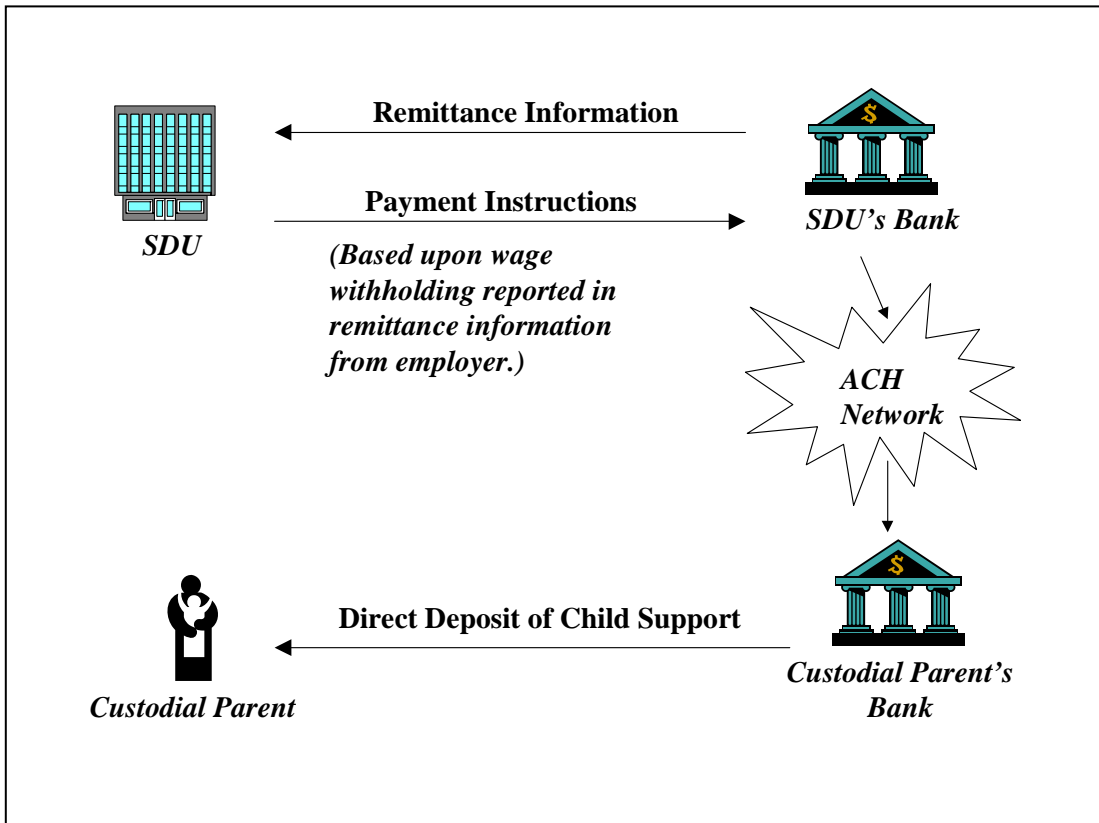
The following diagram illustrates the process between the employer and the SDU:



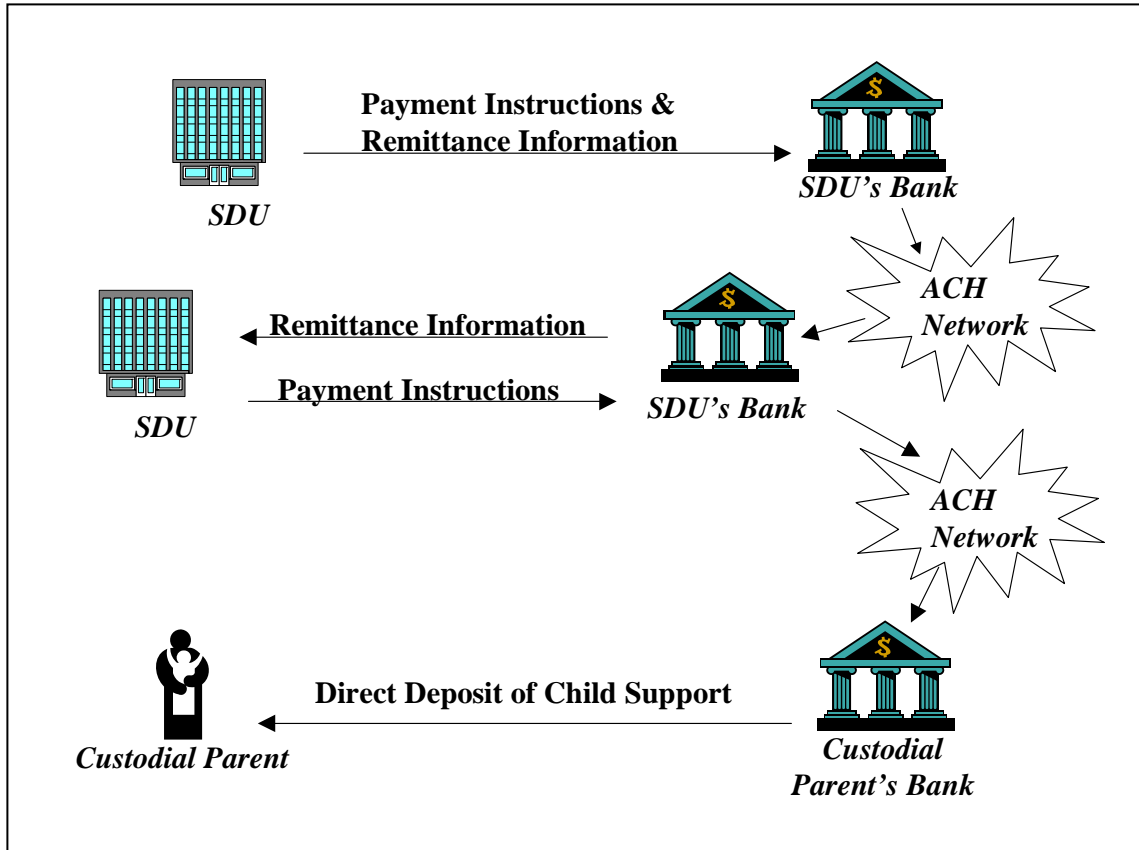
The employer can take further advantage of EFT technology by consolidating the transmission of wage withholding for child support with its Direct Deposit of payroll as shown below:



In addition, the SDU and custodial parent can realize the benefits of EFT technology when direct deposit is used for the disbursement of child support payments:



The following diagram illustrates the automated process used to transfer child support income-withholding if the custodial parent resides in another state:



## NACHA RECORD FORMATS

The rules and guidelines governing the formats, specifications and exchange of ACH entries are published by NACHA, the Electronic Payments Association. With respect to the data that are contained in the addenda records of ACH formats, the *NACHA Operating Rules* stipulate the type of data that may be exchanged as well as which standards and formats are permitted, but the structure of the data therein contained is managed outside the NACHA rules. For example, the *NACHA Operating Rules* permit the exchange of certain EDI messages or transaction sets (e.g., 820 Payment Order/Remittance Advice) within the Addenda Records of the CTX format, but those standards are developed and maintained by other standards development organizations, such as ASC X12 and UN/EDIFACT.

The following record formats are used to convey entries through the ACH Network:

- File Header Record (the 1 record)
- Company/Batch Header Record (the 5 record)
- Entry Detail Record (the 6 record)
- Addenda Record (the 7 record)
- Company/Batch Control Record (the 8 record)
- File Control Record (the 9 record)

An ACH file is bounded by one File Header Record and one File Control Record, which serve to facilitate transmission, identification and balancing of the file. A file may be comprised of one or more batches, which are denoted by the Company/Batch Header Record and Company/Batch Control Record. These records contain information specific to all the Entry Detail Records contained within that batch. A batch may house one or more Entry Detail Records that share certain aspects as explained in the *NACHA Operating Rules*. The Entry Detail Record is the record that constitutes the payment order and is used within the banking system to execute EFT and settlement. An Addenda Record is used to supply additional payment related information related to the payment issued in the Entry Detail Record. Each Addenda Record includes an 80-position Payment Related Information Field within which this remittance detail is transmitted.

The CCD and CTX payment formats are used within the ACH Network to conduct the transfer of funds between business or government entities. To exchange data along with payments using EDI technology, Addenda Records are used. Under the *NACHA Operating Rules*, a CCD format may be accompanied by only one Addenda Record, which may carry X12 data segments or elements or NACHA-endorsed banking conventions. A CCD entry accompanied by an Addenda Record is referred to as a CCD+. The CTX format allows for the provision of 9,999 Addenda Records, which must carry a full X12 transaction set or UN/EDIFACT message (the transaction set or message must be formatted correctly – including the envelope information and in the case of the ASC X12 820, both Table 1 and Table 2).

The NACHA record formats for CCD+ entries flow in the following order:

File Header Record

Company/Batch Header Record

Entry Detail Record

Addenda Record (1 addenda with 80 byte Payment Related Information Field)

Entry Detail Record

Addenda Record (1 addenda with 80 byte Payment Related Information Field)

Entry Detail Record

Addenda Record (1 addenda with 80 byte Payment Related Information Field)

Entry Detail Record

Addenda Record (1 addenda with 80 byte Payment Related Information Field)

Company/Batch Control Record

File Control Record

The NACHA record formats for CTX entries flow in the following order: *Please remember that the CTX must contain a fully formatted ASC 820 transaction set – which includes all envelopes, the Table 1, and Table 2 which can contain multiple DED loops. The syntactically correct ASC 820 is then broken into 80 byte segments embedded in the CTX 07 addenda records.*

File Header Record

Company/Batch Header Record

Entry Detail Record

Addenda Record (up to 9,999 addenda with 80 byte Payment Related Information Field)

Addenda Record

Addenda Record

Addenda Record

Addenda Record

Entry Detail Record

Addenda Record (up to 9,999 addenda with 80 byte Payment Related Information Field)

Addenda Record

Addenda Record

Addenda Record

Addenda Record

Addenda Record

Company/Batch Control Record

File Control Record

## THIRD PARTY SENDERS AND SDUS

This section is specific to payments being sent to SDUs by Third Party Senders.

### Case Reconciliation

Before you begin sending electronic payments to a State Disbursement Unit (SDU), you must contact the state and perform case reconciliation so they have a chance to correct any case data. Our electronic funds transfer (EFT) and SDU contacts may be found on the federal Office of Child Support Enforcement website at

[http://www.acf.hhs.gov/programs/cse/newhire/employer/contacts/contact\\_map.htm](http://www.acf.hhs.gov/programs/cse/newhire/employer/contacts/contact_map.htm).

### Banking Information

After you perform case reconciliation the SDU will give you its routing transit number (RTN) and bank account number. Please do not share this information with an employer client until they have performed case reconciliation with the state EFT contact.

### Format Issues

SDUs need to know who the actual employer is as well as the Third Party Sender sending the payment. We are asking Third Party Senders to identify themselves and their employer clients in the Company/Batch Header Record (5 record) as follows:

- **“Company Name”** (field 3): name of employer client. The *2012 NACHA Operating Rules* state: “In a transaction in which the Originator of a credit Entry is not the payor of the transaction (the party from which payment is ultimately being directed), the Company Name field of the credit Entry must contain the name by which the payor is known to and readily recognized by the Receiver of the Entry.”
- **“Company Discretionary Data”** (field 4): federal employer identification number (FEIN) (without dashes or any preceding numbers) of the employer client. The *2012 NACHA Operating Rules* state: “This field in the Company/Batch Header Record allows Originators and/or ODFIs to include codes (one or more) of significance only to them, to enable specialized handling of all Entries in that batch. There is no standardized interpretation for the value of the field.”
- **“Company Identification”** (field 5): federal employer identification number (FEIN) (without dashes) of the Third Party Sender, preceded by the number 1. The *2012 NACHA Operating Rules* state: “The Company Identification is an alphameric [alphanumeric] code used to identify an Originator. The Company Identification Field must be included in all Entries. The Company ID may begin with an ANSI one-digit Identification Code Designator (ICD) followed by the identification number. The ANSI Identification Numbers and related Identification Code Designators (ICD) are:

IRS Employer Identification Number (FEIN) “1”  
Data Universal Numbering Systems (DUNs) “3”  
User Assigned Number “9” “

- **“Company Entry Description”** (field 7): name of the Third Party Sender. The *2012 NACHA Operating Rules* state: “The Originator establishes the value of this field to provide the Receiver with a description of the purpose of the Entry.” If you enter the name of the Third Party Sender, we will know who is sending the payments.

### **Batches**

If you are sending payments in the CCD+ or CTX 820 file format, please prepare a separate batch per employer client.

### **Resource**

For additional information on child support and employers, please visit the OCSE website at <http://www.acf.hhs.gov/programs/cse/newhire/employer/home.htm>.

### **Report Changes**

If you make a change to your data, for example, one required by your bank that affects the data in the Company Batch Header record, you are strongly encouraged to notify the SDUs of those changes in advance so there is minimal impact to e-payment processing.

### **Reversals**

If you make a mistake in your e-payment transmission, please do not reverse the payment. Instead, contact the SDUs immediately so they can try to stop the payments from being disbursed. For more information, see State Contacts and Program Information on the federal Office of Child Support Enforcement website at [http://www.acf.hhs.gov/programs/cse/newhire/employer/contacts/contact\\_map.htm](http://www.acf.hhs.gov/programs/cse/newhire/employer/contacts/contact_map.htm).



## **INTERSTATE PAYMENTS BETWEEN SDUs**

This section is specific to payments being sent interstate between SDUs. The information does not pertain to employers originating payments to the SDUs.

### **The Company/Batch Header Record and Interstate Payments**

When interstate child support payments are exchanged among SDUs, the SDU originating the transaction must use the Company Entry Description Field #7 of the NACHA Company Batch Header Record format to identify its state, territory or special district jurisdiction. SDU's receiving these transactions frequently need to know the origin of the funds. The two-character U.S. Postal Code of the originating state followed by the FIPS Code of the SDU originating the transaction must be input into this field (left justified) as XXXXXXXXXX, without spaces between the postal and FIPS codes. SDUs receiving interstate payments are advised to consult their respective financial institutions to ensure access to this data when receiving the payment related information from the Addenda Record, as not all financial institutions pass on the Company/Batch Header Record to the receiver.

### **Element Definitions**

DED01 – Application Identifier: The following application identifiers should be used with child support payments.

#### ***Payments from Employers***

**CS** Income Withholding from Employers

#### ***Interstate Payments***

**II** Interstate Income Withholding  
**IT** Interstate State Tax Offset  
**IO** Interstate All Others  
**RI** Interstate Cost-Recovery Income Withholding  
**RT** Interstate Cost-Recovery State Tax Offset  
**RO** Interstate Cost-Recovery All Others

#### ***Interstate Payments between SDUs when the funds are the result of a Financial Institution Data Match (FIDM):***

**IF:** FIDM funds from a non-cost-recovery state to another state

**RF:** FIDM funds from a cost-recovery state to another state

IF and RF may now be used to identify interstate payments from financial institutions as part of the Office of Child Support Enforcement's Financial Institution Data Match (FIDM) program:

Code IF is used to notify the receiving SDU of payments (received in full) going from the sending SDU to the receiving SDU. (The state sending the payments is not a “cost-recovery” state.)

Code RF is used to notify the receiving SDU that fees were deducted from collection activities before the sending SDU transferred the payments to the receiving SDU. (The state sending the payments is a “cost-recovery” state.)

***Payment from a Direct Payer***

DP Child support payment from a direct payer

DP may be used in the CCD+ format and in versions 5050 and higher of the CTX 820.

Code DP identifies a child support payment from a direct payer, either directly or via a third party provider. The direct payer could be self-employed and is typically not under an income-withholding order.

The application identifier indicates the type of collection being transmitted. The code ‘CS’ is to be used by employers remitting income-withholdings. ‘II’, ‘IT’, ‘IO’, ‘RI’, ‘RT’ and ‘RO’ are solely for the use of SDU’s when transferring contributions interstate to another SDU. When the SDU originating the interstate transaction practices cost recovery from the family, it must use either ‘RI’, ‘RT’, or ‘RO’, as appropriate to the source of the payments, so that the SDU receiving the transaction is alerted that the payment amounts in the Entry Detail and Addenda Records do not agree.

NOTE: States that practice cost recovery from the family must use the CCD+ format.

## CHILD SUPPORT APPLICATION BANKING CONVENTION

Within the 80 position Payment Related Information Field of the CCD+ Addenda Record, remittance information corresponding to the child support payment made by an employer to an SDU is presented in the following banking convention. This convention is referred to as the 'DED' Deduction data segment under ASC X12 syntax and is composed of ten fields:

- Segment Identifier
- Application Identifier
- Case Identifier
- Pay Date
- Payment Amount
- Non-Custodial Parent Social Security Number
- Medical Support Indicator
- Non-Custodial Parent Name
- FIPS Code
- Employment Termination Indicator

Each field is referred to as a data element, which is the smallest named item in a record. It can represent a qualifier, a value, or text. A data element has three primary attributes - length, field requirement, and type. Each data element is identified by an element identifier used for reference (e.g., DED01, DED02, etc.), and each element has a specific position within the record (segment). In constructing the segment, each data element is preceded by the separator character. In the ACH, the data element separator is an asterisk (\*). Each segment must end with a terminator, which in the ACH is a backslash (\).

The following is an example of the DED segment as used in the Payment Related Information field of the CCD+ Addenda Record:

**DED\*application identifier\*case identifier\*pay date\*payment amount\*non-custodial parent ssn\*medical support indicator\*non-custodial parent name\*FIPS code\*employment termination indicator\**

Note the use of the asterisk (\*) and backslash (\).

Data elements in a segment are either mandatory or optional. Data elements in a segment that are not mandatory as defined by the standard may be omitted. The omission of an optional element is noted by the placement of an asterisk in the place of that element. For example, if non-custodial parent name were to be omitted from the segment, it would look like this:

**DED\*application identifier\*case identifier\*pay date\*payment amount\*non-custodial parent ssn\*medical support indicator\*\*FIPS code\*employment termination indicator\**

Also, if an optional data element is the last data element in a segment and that field is not being used, the preceding asterisk is replaced by the backslash. For example, if the employment termination indicator is omitted from the segment, it would look like this:

**DED\*application identifier\*case identifier\*pay date\*payment amount\*non-custodial parent ssn\*medical support indicator\*non-custodial parent name\*FIPS code\**

The following grid delineates the format for the DED Convention for employers:

**DED CHILD SUPPORT CONVENTION**

Element	Comments	Content	Attributes		
			1	2	3
	Segment Identifier	DED	M	ID	3/3
DED01	Application Identifier	CS	M	ID	2/2
DED02	Case Identifier	XXXXXXXXXX	M	AN	1/20
DED03	Pay Date	YYMMDD	M	DT	6/6
DED04	Payment Amount	\$\$\$\$\$\$\$CC	M	N2	1/10
DED05	Non-Custodial Parent Social Security Number	XXXXXXXXXX	M	AN	9/9
DED06	Medical Support Indicator	'Y' – Yes, 'N' - No	M	AN	1/1
DED07	Non-Custodial Parent Name	XXXXXXXXXXXX	O	AN	1/10
DED08	FIPS Code	XXXXXXX	O	AN	5/7
DED09	Employment Termination Indicator	'Y' – Yes	O	AN	1/1

## SAMPLE DED CONVENTION

DED\*CS\*ZC146\*951024\*13547\*975348431\*N\*SMITH,HAR\*19000\*Y\

(Reminder: due to the one-addenda limitation of the CCD+ format, the DED segment is restricted to a maximum of 80 characters. Note the use of the asterisk and backslash.)

The column headings used on the grid are as follows:

- the **Element** defines the data element name;
- the **Comments** and **Content** define the data element, and
- the **Attributes** are defined as follows:
  1. **Field Requirement** - The first column of the attributes is the field requirement for that data element. An 'M' denotes a mandatory element, whereas an 'O' denotes an optional field.
  2. **Data Type** - The second column of the attributes specifies the field data type.

'AN' denotes a string type data element. Contents of string data elements are a sequence of letters, digits, spaces and/or special characters (with the exception of the asterisk). The contents shall be left justified. Trailing spaces should be suppressed unless they are necessary to satisfy a minimum length requirement.

'DT' denotes a date type data element. Format for the date is YYMMDD. YY is the last two digits of the year (00-99), MM is the numeric value of the month (1-12), and DD is the numeric value of the day (1-31). (This format does not support a 4-digit year.) The date field in the banking convention for the CCD+ is a 6/6 date field – the CCD+ does not support a 4 digit year.

'ID' denotes an identifier data element from a pre-defined list of values.

'N2' denotes a numeric type data element with 2 decimal places to the right of a fixed, implied decimal point. The decimal point is not transmitted. It is intended that this number will always be positive for the child support application banking convention. Thus the amount, \$550.00 would appear as \*55000\*.

3. **Length** - The third column of the attributes signifies the minimum/maximum use of an element. This specifies the minimum and maximum length of a particular field. For example, 1/6 indicates that this data element must be at least one character, but not more than six.

## ELEMENT DEFINITIONS

### **DED01**      **Application Identifier:** Supported Code Value - 'CS' - *Child Support*

The application identifier indicates the type of deduction being withheld from an employee's pay. If you are an employer withholding child support from an employee's paycheck, use CS as the application identifier. Child Support SDU's should use one of the following application identifiers to identify their child support payments:

#### ***Interstate Payments***

- II      Interstate Income Withholding
- IT      Interstate State Tax Offset
- IO      Interstate All Others
- RI      Interstate Cost-Recovery Income Withholding
- RT      Interstate Cost-Recovery State Tax Offset
- RO      Interstate Cost-Recovery All Others

#### ***Financial Institution Data Match Payments***

- FD      FIDM funds from a financial institution
- IF      FIDM funds from a non-cost-recovery state to another state
- RF      FIDM funds from a cost-recovery state to another state

#### ***Payments from a Direct Payer***

- DP      Child support payment from a direct payer

FD, IF, and RF may now be used to identify payments from financial institutions as part of the Office of Child Support Enforcement's Financial Institution Data Match (FIDM) operation:

Code FD is used to indicate that a child support agency requested that a financial institution disburse monies (seized from an account holder/non-custodial parent obligor), and the requested financial institution forwarded the monies to the child support agency's state disbursement unit (SDU). FD could also be used to indicate that a financial institution, upon request from one state child support agency, was sending interstate FIDM payments to another SDU.

Code IF is used to notify the receiving state disbursement unit (SDU) of payments (received in full) going from the sending SDU to the receiving SDU. (The state sending the payments is not a "cost-recovery" state.)

Code RF is used to notify the receiving SDU that fees were deducted from collection activities before the sending SDU transferred the payments to the receiving SDU. (The state sending the payments is a "cost-recovery" state.)

DP may be used in the CCD+ format and in versions 5050 and higher of the CTX 820.

Code DP identifies a child support payment from a direct payer, either directly or via a third party provider. The direct payer could be self-employed and is typically not under an income-withholding order.

**DED02 Case Identifier:**

The case identifier element is the IV-D case number or court order number. The case identifier always refers to the identification number of the case in the state receiving the EFT/EDI transaction (e.g., the child support SDU). This is true whether the transaction is from an employer or another state. It is the responsibility of the SDU to provide the employer with the correct Case Identifier, typically during the case clean-up/reconciliation process before an employer sends the first electronic payments.

**DED03 Pay Date:**

The pay date element provides the obligor's (non-custodial parent's) pay date; the date the income was withheld from the employee's paycheck.

**DED04 Payment Amount:**

The payment amount element indicates the non-custodial parent's child support withheld for this pay period, which is being paid to the SDU.

**DED05 Non-Custodial Parent Social Security Number:**

The non-custodial parent's Social Security number element provides the SDU with the non-custodial parent's Social Security number.

**DED06 Medical Support Indicator:** Supported Code Values - 'Y', 'N' and 'W'

The medical support indicator indicates whether the employer offers family medical insurance coverage. If medical insurance coverage is available, a 'Y' is placed in the field; if there is no coverage available, an 'N' is placed in the field. A 'W' indicates that the disposition of medical insurance is not applicable to the deduction. A 'W' is only used by a state when sending an interstate payment to another state.

**DED07 Non-Custodial Parent Name:**

The non-custodial parent's name element indicates the first seven letters of the obligor's last name followed by the first three letters of his/her first name. A comma must be used to separate the last name from the first name of the non-custodial parent when the last name is less than seven characters. This field is not case-sensitive, i.e., mixed case letters are acceptable.

**DED08 FIPS Code:**

The Federal Information Process Standard (FIPS) code refers to the FIPS Code of the SDU receiving the transaction. It is 5 characters when indicating both the state and county codes. It is 7 characters when indicating state, county, and local codes. Most states no longer require the FIPS code for incoming payments.

**DED09      Employment Termination Indicator:      Supported Code Value - 'Y'**

The employment termination indicator is used to notify the child support enforcement agency that an individual's employment has terminated. A 'Y' is placed in this field if the employee has terminated; otherwise the field is not used. The payment amount field may contain zero when this field is used. If an employer's payroll system is unable to generate the employment termination indicator, the employer is required to notify the child support enforcement agency (by phone, e-mail or mail) when an employee with an obligation has left its employment.

**SAMPLE CCD+ AND CTX**

**Sample CCD+ File**

```

5200COMPANY NAME                                1445556677CCDCHILD SUP 020301020301   1091000011229669
6220730002227007002                0000018000BROK01                STATE OF IOWA               1091000011229670
705DED*CS*111111*020301*0000018000*999999999*W*JONSEYKEV*19000\                00011229670
6220730002227007002                0000004476COML01                STATE OF IOWA               1091000011229671
705DED*CS*222222*020301*0000004476*999999999*W*JOHNSONJOH*19000\                00011229671
6220730002227007002                0000002538COML01                STATE OF IOWA               1091000011229672
705DED*CS*333333*020301*0000002538*999999999*W*NAMELASFIR*19000\                00011229672
8200000048000000000000000000000000000000000025014004465                0910000100000000
  
```

**Sample CTX File, ASC X12 820 Transaction Set**

```

5200DESMOINES PLANT                                3005269527CTXPAYMENT                0003130731091000018186622
6220700002227007002                000011343500020877                0014COLLECTION SERVI       1021000028186652
705ISA*00*                *00*                *ZZ*DD90520                *01*100026753                *000508*20300018186652
7052*U*00401*000000001*0*P*>\GS*RA*005269527*100026752*000508*2032*X*004010\ST8200028186652
705*0*000000001\BPR*D*1134.35*C*DXC*CTX*01*021309379*DA*0601228265*3005269527**000038186652
7051*070000222*DA*7007002*000512*PCS\DED*CS*111111*000508*2372*333333333*N*NAMES, FIR0048186652
705*019000\DED*CS*111111*2000508*6600*333333333*N*LSTNAMEFIR*19000\DED*CS*111111*20000058186652
7050805*31250*333333333*N*LSTNAMEFIR*19000\DED*CS*111111*2000508*31731*333333333*N*00068186652
705LNAMES, FIR*19000\DED*CS*111111*2000508*5000*333333333*N*LSTNAMEFIR*19000\DED*CS*100078186652
70511111*000508*9650*333333333*N*LSTNAMEFIR*19000\DED*CS*111111*2000508*9132*33333300088186652
705333*N*LNAME, FIR*19000\DED*CS*111111*2000508*17700*333333333*N*LNAMEFIR*19000\00000098186652
70500SE*11*0001\GE*1*1\IEA*1*000000001\                00108186652
82000000110000000000000000000000000000000001587763005269527                0910000100000000
  
```



## 820 PAYMENT ORDER/REMITTANCE ADVICE TRANSACTION SET

### Financial Structure of the 820

#### Beginning Data

Table 1 Segment Pos. 1/010 Through Pos. 1/060	Financial Data Block
--	----------------------

Financial Organizational Identification Table 1 Segment Pos. 1/70 Through Pos. 1/120	Data Containing Payee and Payor Information Facilitating Remittance Error Resolution
--	--

Delivery Instructions Table 1 Segment Pos. 1/130 Through Pos. 1/140	Data to Identify Remittance Delivery
---	---

#### Table 2

Child Support Addendum Data Pos. 2/010 Through Pos. 2/278 DED Loop (2/280)	Detail Supporting CS Payments
--	-------------------------------

## DEFINITIONS AND TERMS – 820 TRANSACTION SET

### *Data Segments*

A data segment is the intermediate unit of information in a transaction set. Segments consist of logically related data elements in a defined sequence. Segments have a unique segment identifier that comprises the first characters of the segment. When segments are combined to form a transaction set, their relationship to the transaction set is defined by a segment requirement designator and a segment sequence. Some segments may be repeated, and groups of segments may be repeated as loops.

#### *Requirement Designator*

Data segments within the 820 Transaction Set will have one of the following two designators which define their requirement in the transaction set:

##### *M – Mandatory*

The designated simple data element or composite data structure, whether allowed to repeat, must be present in the segment.

##### *O – Optional*

The presence of this data segment is at the option of the sender.

### *Data Elements*

A data element is the smallest named unit of information in the transaction set. Data segments are made up of data elements. Data elements in a segment are assigned a structured code to indicate the segment in which it is used and its sequential position within that segment. The code is composed of the segment identifier followed by two digits indicating the position of the data element in that segment. For example, the reference designator N101 indicates the first element in the N1 segment. The counting of positions starts with 01 for the first data element and is incremented by one to the end of the segment.

#### *Condition Designator*

Data segment unit or component data element conditions are of three types: mandatory, optional, and relational, and define the circumstances under which a simple data element, composite data structure, or component data element may be required to be present or absent in a particular segment or composite data structure.

##### *M – Mandatory*

The data element must be present in the segment (presence means a data element must not be empty).

*O – Optional*

The presence of the data element is at the option of the sender.

*X – Relational*

Relational conditions may exist among two or more data elements within the same data segment based on the presence or absence of one of those data elements (presence means a data element must not be empty). For relational conditions, see the “SYNTAX NOTES” section of the segment diagram in the X12 Standards manual.

**Data Element Types**

The data element types are described as follows:

*Nn – Numeric*

A numeric data element is represented by one or more digits with an optional leading sign representing a value in the normal base 10. The value of a numeric data element includes an implied decimal point. It is used when the position of the decimal point within the data is permanently fixed and is not to be transmitted with the data. The data element dictionary defines the number of implied decimal positions. The representation for this data element type is Nn where N indicates that it is numeric and n indicates the number of decimal positions to the right of the implied decimal point. If n is 0, it need not appear in the specifications; N is equivalent to N0. For negative values, the leading minus sign (-) is used. Absence of a sign indicates a positive value. The plus sign (+) should not be transmitted. Leading zeros should be suppressed unless necessary to satisfy a minimum length requirement. The length of a numeric type data element does not include the optional sign.

*R – Decimal Number*

A decimal data element contains an explicit decimal point and is used for numeric values that have a varying number of decimal positions. The representation for this data element type is R. The decimal point always appears in the character stream if the decimal point is at any place other than the right end. If the value is an integer (decimal point at the right end), the decimal point should be omitted. For negative values, the leading minus sign (-) is used. Absence of a sign indicates a positive value. The plus sign (+) should not be transmitted. Leading zeros should be suppressed unless necessary to satisfy a minimum length requirement. Trailing zeros following the decimal point should be suppressed unless necessary to indicate precision. The use of triad separators (for example, the commas in 1,000,000) is expressly prohibited. The length of a decimal type data element does not include the optional leading sign or decimal point.

*ID – Identifier*

An identifier data element always contains a value from a predefined list of values that is maintained by the X12 Committee or some other body recognized by the X12 Committee. Trailing spaces should be suppressed unless necessary to satisfy minimum length. The representation for this data element type is ID.

*AN – String*

A string data element is a sequence of any characters from the basic or extended character sets. The significant characters shall be left justified and shall be space filled. Leading spaces, when they occur, are presumed to be significant characters. Trailing spaces should be suppressed unless they are necessary to satisfy minimum length. The representation for this data element type is AN.

*DT – Date*

A date data element is used to express the standard date in either YYMMDD or CCYYMMDD format in which CC is the first two digits of the calendar year, YY is the last two digits of the calendar year, MM is the month (01 to 12), and DD is the day in the month (01 to 31). The representation for this data element type is DT.

*TM – Time*

A time data element is used to express the ISO standard time in HHMMSSd.d format in which HH is the hour for a 24 hour clock (00 to 23), MM is the minutes (00 to 59), SS is the seconds (00 to 59), and d.d is decimal seconds. The representation for this data element type is TM.

**Data Element Length**

Each data element is assigned a minimum and maximum length. The length of the data element value is the number of character positions used except as noted for numeric and decimal elements.

## CHILD SUPPORT MAPPING

### Employer sending information to the Child Support State Disbursement Unit (SDU)

In a typical child support scenario, a local or state child support office sends an income-withholding order/notice to an employer, ordering the employer to deduct a certain amount of child support from the employee/non-custodial parent's paycheck every pay period. The employer must then submit the information and the funds to the appropriate SDU. Using a CTX containing an ASC X12 820 transaction set and employer may remit for multiple employees in the same transaction set.

EDI TRANSMISSION DATA	EXPLANATION
<b>ISA</b>	<b>ISA</b> is the Interchange Control Header used to start and identify an interchange of functional groups and interchange-related control segments.
<b>GS</b>	<b>GS</b> is the Functional Group Header and is used to indicate the beginning of a functional group and to provide control information.
<b>ST*820*0001</b>	<b>ST</b> is the Segment ID <b>820</b> is the Transaction Set Identifier 820. <b>0001</b> is the control number.
<p><b>BPR*C*559.47*C*ACH*CTX*01*014321009*DA*123412345*345389001*01*987654321*DA*121004861234*20021229*PCS</b></p> <p><b>NOTE: BPR02 – Monetary Amount – Data Element Type – R, the decimal point must be provided, unless the dollar amount is a whole dollar that includes no cents. (e.g., 559.47)</b></p>	<p><b>BPR</b> is the Segment ID (<b>The first</b> )<b>C</b> indicates the payment and remittance advice are together. <b>559.47</b> is the monetary amount (\$559.47). This is the total of all DED loops included in the transaction set. (<b>The second</b> ) <b>C</b> indicates this is a credit. <b>ACH</b> indicates the payment method is the Automated Clearing House. <b>CTX</b> is the Payment Format Code indicating a Corporate Trade Exchange Payment. <b>01</b> is an ID qualifier indicating the ID used in the next field will be an ABA transit routing number. <b>014321009</b> is the ID number of the originating financial institution. <b>DA</b> is an ID qualifier indicating the type of bank account used is a Demand Deposit. <b>123412345</b> is the originator's bank account number. <b>345389001</b> is the originating company identifier.</p>

EDI TRANSMISSION DATA	EXPLANATION
	<p><b>01</b> is an ID qualifier indicating the ID used in the next field will be an ABA transit routing number.</p> <p><b>987654321</b> is the ID number of the receiving financial institution. <b>DA</b> is an ID qualifier indicating the type of bank account used is a Demand Deposit.</p> <p><b>121004861234</b> is the receiving bank account number.</p> <p><b>20021229</b> is the effective entry date.</p> <p><b>PCS</b> indicates the business reason for this payment is a Payment of Child Support.</p>
<p><b>TRN*1*1234570</b></p>	<p><b>TRN</b> is the Segment ID</p> <p><b>1</b> indicates the trace type code is current transaction trace number.</p> <p><b>1234570</b> is the control number used to tie funds to the remittance.</p>
<p><b>DTM*097*20021227</b></p>	<p><b>DTM</b> is the Segment ID</p> <p><b>097</b> indicates the date that follows is the transaction creation date.</p> <p><b>20021227</b> is the date (December 27, 2002)</p>
<p><b>DED*CS*ZC146*20021230*13447*789456123*N*SMITH,JOHN*17000*Y</b></p> <p><b>NOTE: In the DED loop, DED04 is Data Element Type – N2, no decimal point may be included, and the last two positions will be handled as the cents positions. (e.g., 13447 = \$134.47)</b></p>	<p><b>DED</b> is the Segment ID</p> <p><b>CS</b> indicates this is a Child Support payment</p> <p><b>ZC146</b> is the case identifier element. This can be the IV-D case number or court order number. The case identifier always refers to the identification number of the case in the state RECEIVING the EFT/EDI transaction. This is true whether the transaction is from an employer or another state. The child support receiving agency (SDU) determines which number is used.</p> <p><b>20021230</b> provides the obligor's (non-custodial parent's) pay date or the date of income-withholding.</p> <p><b>13447</b> is the non-custodial parent's withholding amount for this pay period being paid to the SDU.</p> <p><b>789456123</b> is the Social Security number of the non-custodial parent.</p> <p><b>N</b> indicates that there is no family medical</p>

EDI TRANSMISSION DATA	EXPLANATION
	<p>coverage available through his/her employer. If medical coverage is available through his/her employer, a “Y” is used. <b>SMITH,JOHN</b> indicates the first seven letter of the non-custodial parent’s last name followed by at least the first three letters of his/her first name. A comma must be used to separate the last name from the first name of the non-custodial parent when the last name is less than seven characters.</p> <p><b>17000</b> this is the Federal Information Process Standard (FIPS) code of the child support entity receiving the transaction. It is five characters when indicating both the state and county codes. It is seven characters when indicating state, county, and local codes</p> <p><b>Y</b> this is the Employment Termination Indicator and is only used if an employee has been terminated.</p>
<p><b>DED*CS*ZC571*20021230*25000*123456789*N*LITTLE, STU*19000</b></p>	
<p><b>DED*CS*ZC678*20021230*17500*546978312*N*DOE,JOHN*17000</b></p>	
<p><b>SE</b></p>	<p><b>SE</b> is the Transaction Set Trailer. This is the Control Segment used to indicate the end of the transaction set and to provide the count of the transmitted segments.</p>
<p><b>GE</b></p>	<p><b>GE</b> is the Functional Group Trailer to indicate the end of a functional group and to provide control information.</p>
<p><b>IEA</b></p>	<p><b>IEA</b> is the Control segment used to define the end of an interchange of one or more functional groups of interchange-related control segments or a combination of functional groups and interchange control segments.</p>

# 820 Payment Order/Remittance Advice vs. 4010

Functional Group = RA

## Purpose:

This Draft Standard for Trial Use contains the format and establishes the data contents of the Payment Order/Remittance Advice Transaction Set (820) for use within the context of an Electronic Data Interchange (EDI) environment. The transaction set can be used to make a payment, send a remittance advice, or make a payment and send a remittance advice.

This transaction set can be an order to a financial institution to make a payment to a payee. It can also be a remittance advice identifying the detail needed to perform cash application to the payee's accounts receivable system. The remittance advice can go directly from payer to payee, through a financial institution, or through a third party agent.

## Segment Summary:

Table 1

<u>Pos</u>	<u>Id</u>	<u>Segment Name</u>	<u>Req</u>	<u>Max Use</u>	<u>Repeat</u>	<u>Notes</u>
010	ST	Transaction Set Header	M	1		
020	BPR	Beginning Segment for Payment Order/Remittance Advice	M	1		
030	NTE	Note/Special Instruction	O	>1		
035	TRN	Trace	O	1		C
040	CUR	Currency	O	1		C
050	REF	Reference Identification	O	>1		
060	DTM	Date/Time Reference	O	>1		
<b>LOOP ID - N1</b>					>1	
070	N1	Name	O	1		C
080	N2	Additional Name Information	O	>1		
090	N3	Address Information	O	>1		
100	N4	Geographic Location	O	1		
110	REF	Reference Identification	O	>1		
120	PER	Administrative Communications Contact	O	>1		
130	RDM	Remittance Delivery Method	O	1		
140	DTM	Date/Time Reference	O	1		

Table 2

<u>Pos</u>	<u>Id</u>	<u>Segment Name</u>	<u>Req</u>	<u>Max Use</u>	<u>Repeat</u>	<u>Notes</u>
<b>LOOP ID - DED</b>					>1	
287	DED	Deductions	O	1		N

Table 3

<u>Pos</u>	<u>Id</u>	<u>Segment Name</u>	<u>Req</u>	<u>Max Use</u>	<u>Repeat</u>	<u>Notes</u>
010	SE	Transaction Set Trailer	M	1		



**Notes:**

2/287 The DED loop is for child support payments.

**Comments:**

1/035 The TRN segment is used to uniquely identify a payment order/remittance advice.

# ST Transaction Set Header

Pos: 010	Max: 1
Heading - Mandatory	
Loop: N/A	Elms: 2

## Purpose:

To indicate the start of a transaction set and to assign a control number

## Element Summary:

<u>Ref</u>	<u>Id</u>	<u>Element Name</u>	<u>Req</u>	<u>Type</u>	<u>Min/Max</u>	<u>Usage</u>
01	143	Transaction Set Identifier Code	M	ID	3/3	Used
02	329	Transaction Set Control Number	M	AN	4/9	Used

## Semantics:

The transaction set identifier (ST01) used by the translation routines of the interchange partners to select the appropriate transaction set definition (e.g., 810 selects the Invoice Transaction Set).

# BPR Beginning Segment for Payment Order/Remittance Advice

Pos: 020	Max: 1
Heading - Mandatory	
Loop: N/A	Elms: 21

## Purpose:

To indicate the beginning of a Payment Order/Remittance Advice Transaction Set and total payment amount, or to enable related transfer of funds and/or information from payer to payee to occur

## Element Summary:

<u>Ref</u>	<u>Id</u>	<u>Element Name</u>	<u>Req</u>	<u>Type</u>	<u>Min/Max</u>	<u>Usage</u>
01	305	Transaction Handling Code	M	ID	1/2	Used
02	782	Monetary Amount	M	R	1/18	Used
03	478	Credit/Debit Flag Code	M	ID	1/1	Used
04	591	Payment Method Code	M	ID	3/3	Used
05	812	Payment Format Code	O	ID	1/10	Used
06	506	(DFI) ID Number Qualifier	C	ID	2/2	Used
07	507	(DFI) Identification Number	C	AN	3/12	Used
08	569	Account Number Qualifier	O	ID	1/3	Used
09	508	Account Number	C	AN	1/35	Used
10	509	Originating Company Identifier	O	AN	10/10	Used
11	510	Originating Company Supplemental Code	O	AN	9/9	Used
12	506	(DFI) ID Number Qualifier	C	ID	2/2	Used
13	507	(DFI) Identification Number	C	AN	3/12	Used
14	569	Account Number Qualifier	O	ID	1/3	Used
15	508	Account Number	C	AN	1/35	Used
16	373	Date	O	DT	8/8	Used
17	1048	Business Function Code	O	ID	1/3	Used
18	506	(DFI) ID Number Qualifier	C	ID	2/2	Used
19	507	(DFI) Identification Number	C	AN	3/12	Used
20	569	Account Number Qualifier	O	ID	1/3	Used
21	508	Account Number	C	AN	1/35	Used

## Syntax:

- 06 P0607 -- If either 06 or 07 are present, then the others are required.
- 08 C0809 -- If 08 is present, then 09 is required
- 12 P1213 -- If either 12 or 13 are present, then the others are required.
- 14 C1415 -- If 14 is present, then 15 is required
- 18 P1819 -- If either 18 or 19 are present, then the others are required.
- 20 C2021 -- If 20 is present, then 21 is required

**Semantics:**

BPR02 specifies the payment amount.

When using this transaction set to initiate a payment, all or some of BPR06 through BPR16 may be required, depending on the conventions of the specific financial channel being used.

BPR06 and BPR07 relate to the originating depository financial institution (ODFI).

BPR08 is a code identifying the type of bank account or other financial asset.

BPR09 is the account of the company originating the payment. This account may be debited or credited depending on the type of payment order.

BPR12 and BPR13 relate to the receiving depository financial institution (RDFI).

BPR14 is a code identifying the type of bank account or other financial asset.

BPR15 is the account number of the receiving company to be debited or credited with the payment order.

BPR16 is the date the originating company intends for the transaction to be settled (i.e., Payment Effective Date).

BPR17 is a code identifying the business reason for this payment.

BPR18, BPR19, BPR20 and BPR21, if used, identify a third bank identification number and account to be used for return items only.

BPR20 is a code identifying the type of bank account or other financial asset.

# TRN Trace

Pos: 035	Max: 1
Heading - Optional	
Loop: N/A	Elms: 4

## Purpose:

To uniquely identify a transaction to an application

## Element Summary:

<u>Ref</u>	<u>Id</u>	<u>Element Name</u>	<u>Req</u>	<u>Type</u>	<u>Min/Max</u>	<u>Usage</u>
01	481	Trace Type Code	M	ID	1/2	Used
02	127	Reference Identification	M	AN	1/30	Used
03	509	Originating Company Identifier	O	AN	10/10	Used
04	127	Reference Identification	O	AN	1/30	Used

## Semantics:

TRN02 provides unique identification for the transaction.

TRN03 identifies an organization.

TRN04 identifies a further subdivision within the organization.

# DTM Date/Time Reference

Pos: 060	Max: >1
Heading - Optional	
Loop: N/A	Elms: 6

## Purpose:

To specify pertinent dates and times

## Element Summary:

<u>Ref</u>	<u>Id</u>	<u>Element Name</u>	<u>Req</u>	<u>Type</u>	<u>Min/Max</u>	<u>Usage</u>
01	374	Date/Time Qualifier	M	ID	3/3	Used
02	373	Date	C	DT	8/8	Used
03	337	Time	C	TM	4/8	Used
04	623	Time Code	O	ID	2/2	Used
05	1250	Date Time Period Format Qualifier	C	ID	2/3	Used
06	1251	Date Time Period	C	AN	1/35	Used

## Syntax:

- 02 R020305 -- At least one of 02, 03 or 05 is required.
- 04 C0403 -- If 04 is present, then 03 is required
- 05 P0506 -- If either 05 or 06 are present, then the others are required.

# DED Deductions

Pos: 287	Max: 1
Detail - Optional	
Loop: DED	Elms: 9

**Purpose:** To specify payment related information for child support payment deductions

**Loop: Repeat:** >1

**Usage:** Optional

**Set Note:** 1 The DED loop is for child support payments

**Semantic:**

- 1 DED01 is the type of deduction.
- 2 DED02 is the code indicating the case identifier.
- 3 DED03 is the pay date.
- 4 DED04 is the payment amount.
- 5 DED05 is the social security number of the absent parent.
- 6 DED06 indicates if the obligor has family medical insurance coverage available through their employer. A "Y" indicates medical coverage is available. An "N" indicates there is no coverage. A "W" indicates that the disposition of medical insurance is not applicable to the deduction.
- 7 DED07 is the name of the absent parent. The absent parent's name contains the first seven letters of the obligor's last name followed by the first three letters of the obligor's first name. A comma must be used to separate the last name from the first name of the absent parent when the last name is less than seven characters.
- 8 DED08 contains the Federal Information Process Standard (FIPS) Code. The FIPS code is 5 characters when indicating both the state and county codes. It is seven characters when indicating state, county and local codes.
- 9 DED09 identifies to the child support enforcement agency that an individual's employment has terminated. A "Y" is used if the employee has been terminated otherwise the field is not used. DED04 may contain zero if this field is used.

**Element Summary:**

<u>Ref</u>	<u>Id</u>	<u>Element Name</u>	<u>Req</u>	<u>Type</u>	<u>Min/Max</u>	<u>Usage</u>
01	1511	<b>Type of Deduction</b> Code specifying type of deduction being withheld from an employee's pay	M	ID	2/2	Used
02	127	<b>Reference Identification</b> Reference information as defined for a particular Transaction Set or as specified by the Reference Qualifier	M	AN	1/20	Used
03	373	<b>Date</b> Date expressed as CCYYMMDD	M	DT	8/8	Used
04	610	<b>Amount</b> Monetary amount	M	N2	1/10	Used

<u>Ref</u>	<u>Id</u>	<u>Element Name</u>	<u>Req</u>	<u>Type</u>	<u>Min/Max</u>	<u>Usage</u>
05	127	<b>Reference Identification</b> Reference information as defined for a particular Transaction Set or as specified by the Reference Qualifier	M	AN	9/9	Used
06	1073	<b>Yes/No Condition or Response Code</b> Code indicating a Yes or No condition or response	M	ID	1/1	Used
07	93	<b>Name</b> Free-form name	O	AN	1/10	Used
08	127	<b>Reference Identification</b> Reference information as defined for a particular Transaction Set or as specified by the Reference Qualifier	O	AN	5/7	Used
09	1073	<b>Yes/No Condition or Response Code</b> Code indicating a Yes or No condition or response	O	ID	1/1	Used



# SE

## Transaction Set Trailer

Pos: 010	Max: 1
Summary - Mandatory	
Loop: N/A	Elems: 2

### Purpose:

To indicate the end of the transaction set and provide the count of the transmitted segments (including the beginning (ST) and ending (SE) segments)

### Element Summary:

<u>Ref</u>	<u>Id</u>	<u>Element Name</u>	<u>Req</u>	<u>Type</u>	<u>Min/Max</u>	<u>Usage</u>
01	96	Number of Included Segments	M	N0	1/10	Used
02	329	Transaction Set Control Number	M	AN	4/9	Used

### Comments:

SE is the last segment of each transaction set.

## GLOSSARY

**Accredited Standards Committee (ASC)** of the American National Standards Institute.

**American Standard Code for Information Interchange (ASCII)** – Defines the character set codes used for information exchange between equipment.

**Accredited Standards Committee X 12 (ASC X12)** - An American National Standards Institute committee that develops and maintains EDI standards. It is comprised of industry members for the purpose of creating Electronic Data Interchange standards for submission to the American National Standards Institute for subsequent approval and dissemination.

**Address** – A sequence of characters designating the origin or destination of data being transmitted.

**American National Standards Institute (ANSI)** – The parent organization of the Electronic Data Interchange’s ANSI ASC X12 standard. It is also the recognized coordinator and clearing house for national standards information in the United States and sometimes Canada. ANSI serves as the North American representative to the International Standards Organization.

**American National Standards Institute (ANSI) Standard** – A document published by ANSI that has been approved through the consensus process of public announcement and review. Each standard must be developed by an ANSI committee and must be revisited by that committee within five years for update.

**Asynchronous** – A communications protocol in which messages are sent one character at a time. Each character is framed by start and stop bits. An optional parity bit may also be included.

**Attributes** – A name assigned to the three data elements of the ASC X 12 attributes: element usage, element type, and Minimum/Maximum length.

**Authentication** – A mechanism which allows the receiver of an electronic transmission to verify the sender and the integrity of the content of the transmission through the use of an electronic “key” or algorithm, which is shared by the trading partners. This is sometimes referred to as an electronic signature.

**Automated Clearing House (ACH)** – A central clearing facility, operated by the Federal Reserve or a private sector organization on behalf of depository financial institutions (DFI) in which participating DFI’s transmit or receive ACH entries.

**Beginning Segment** – The first segment of data in a transaction set. The beginning segment typically contains a segment identifier, the transaction set, and other data elements. A segment is similar to a record in a standard database application.

**Bisynchronous** – An IBM communications protocol that sends messages as blocks of characters. The receiving computer checks each block of characters sent for completeness and accuracy.

**Corporate Credit or Debit/Plus (CCD) and CCD+** – A credit or debit entry initiated by an organization to consolidate funds of that organization from its branches, franchises or agents, or from other organizations, or to fund the accounts of its branches, franchises or agents, or of another organization. A CCD+ carries one addenda record with 80 characters of additional payment related information.

**Communications Session** - The uninterrupted flow of data from one computer system to another, including commands. In a communication session, there are interchange groups that contain EDI control information about the originator and trading partner(s) and the functional groups in the transmission.

**Compliance Checking** – Process for ensuring that transmissions comply with ANSI ASC X12 or other EDI syntax rules.

**Conditional Data** – A data element that contains information that is Element dependent on the value or presence of other data elements in the transaction set. Conditional data elements are mandatory under certain conditions, either by nature of the specific transaction being transmitted or by agreement between EDI trading partners.

**Control Segment** – A control segment has the same structure as a data segment but is used for transferring control information for grouping data segments. Control Segments are Loop Control segments (LS/LE), Transaction Set Control Segments (ST/SE), and Functional Group Control Segments (GS/GE), defined in X12.6, and interchange Control Segments (ISA/IEA, TA1) defined in X12.5.

**Corporate Trade Exchange (CTX)** – A credit or debit entry initiated by an organization to effect a transfer of funds to or from the account of that organization or another organization and accompanied by remittance information formatted in accordance with ANSI ASC X12.5 and X12.6 syntax. The CTX is a NACHA format for use in the ACH payment system. Remittance information carried in the CTX must be formatted in a syntactically correct ANSI ASC X12 transaction set containing a BPR or BPS data segment.

**Data Conversion** – The process of converting the value in a data element to an equivalent value.

**Data Element** – A collection of all data elements available in an EDI system. The data element defines the data type, the minimum and maximum length of the data, a reference number, and, and if appropriate, a list of acceptable values.

**Data Element Delimiter** – A character used to separate data elements within a segment.

**Data Element Length** -- This is the range, minimum to maximum, or the number of character positions available to represent the value of a data element. A data element may be of variable length with range from minimum to maximum, or it may be of fixed length in which the minimum is equal to the maximum. (X12.3)

**Data Element Number** – A unique reference number assigned to each data element in the data element dictionary for each EDI standard.

**Data Element Requirement Designator** – A code defining the need for a data element value to appear in the segment if the segment is transmitted. The codes are mandatory (M), optional (O), or relational (X).

**Data Element Type** - A data element may be one of six types: numeric, decimal, identifier, string, date, or time.

**Data Encryption Standard** – The use of a binary number with a key of more than 72 quadrillion combinations to scramble the transmission of a message.

**Data Interchange Standards Association (DISA)** – ANSI ASC X12 Committee secretariat.

**Data Mapping** – A method by which information held in one format is restructured to a different format. In EDI, mapping is performed between the structure of data in an application system and the structure defined by the EDI standard.

**Delimiter** – The delimiters consist of two levels of separators and a terminator. The delimiters are an integral part of the transferred data stream. Delimiters are specified in the interchange header and may not be used in a data element value elsewhere in the interchange. From highest to lowest level, the separators, and terminator are segment terminator, data element separator, and sub-element separator.

**Direct Transmission** – The exchange of data from the computer of the sending party directly to the computer of the receiving party. A third party value added service is not used in a direct transmission.

**EDI Translation** – The conversion of application data to and from the X12 standard format.

**EDI Translator** – Computer software used to perform the conversion of application data to and from the X12 standard format.

**Electronic Envelope** – Electronic information which groups a set of transmitted documents being sent from one sender to one receiver.

**Electronic Funds Transfer (EFT)** – The electronic transfer of money between accounts at different banks.

**Ending Segment** – The segment that indicates the end of a transaction set.

**Envelopes** – The required header and trailer segments that surround EDI data.

**FedWire** – The US Federal Reserve’s large-dollar real-time gross settlement payment system.

**Flat File** – A data file that contains alphanumeric and/or numeric data but not control characters. It is neither indexed nor stored in hierarchical form.

**Functional** – An EDI transaction set that indicates the results of syntax analysis of the receipt of EDI messages. A functional acknowledgement applies to a functional group and can include details about EDI syntax and compliance checking errors.

**Functional Acknowledgement** – A transaction set (997) transmitted by the receiver of an EDI transmission to the sender, indicating receipt and syntactical acceptability of data transmitted according to the ASC X12 standards. The functional acknowledgement allows the receiving party to report back to the sending party problems encountered by the syntax analyzer as the data is interpreted. It is not intended to serve as an acknowledgement of data content.

**Functional Group** – A collection of one or more transactions of the same type.

**Functional Group Header (GS)** – A control segment used to begin an group of one or more functionally related transaction sets.

**Functional Group Trailer (GE)** – A control segment used to indicate the end of a functional group.

**Header Segment** – A segment that begins every envelope and identifies the data contained in that envelope. Each header contains a control number that must match the control number in the corresponding trailer.

**Interchange Control Header (ISA)** – A control segment used to begin an EDI transmission. The ISA is a fixed length control segment of which the fourth character identifies the data element separator.

**Interchange Control Trailer (IEA)** – A control segment used to define the end of an interchange of one or more functional groups.

**Interchange Control Structure** – The interchange header and trailer segments envelope one or more functional groups or interchange related control segments are performing the following functions: 1)defines the data element separators and the data segment terminators, 2)identifies the sender and receiver, 3)provides control information for the interchange, and 4)allows for authorization and security information (X12.5).

**Interchange Envelopes** – An envelope that contains the interchange header and trailer segments, control number and number of functional groups in the interchange. There is one interchange envelope for each trading partner in an EDI transmission.

**Loop** – A group of two or more semantically related, adjacent segments that reoccur in the same sequence and at the same location for either a specified maximum number of times or an unlimited number of times.

**Loop repeat** – Defines the maximum number of times a given loop can occur.

**Mandatory Data Element** – An element containing information that must be present in the transaction as mandated by the standard.

**Mandatory Segment** – A segment containing information that must be present in the transaction as mandated by the standards.

**MAP** – The organization of information that defines the relationship between application data fields and EDI standard data elements and segments.

**Maximum Use** – The maximum number of times a data segment can be used in Specifications succession.

**National Automated Clearing House Association (NACHA)** – The national trade association for electronic payments associations, which establishes the rules, industry standards, and procedures governing the exchange of commercial ACH payments by depository financial institutions.

**Optional Data Element** – A data element used in ANSI ASC X12 that contains information not required by the standard but that can be included in the transaction at the discretion of the sender or receiver.

**Optional Data Segment** – A data segment used in ANSI ASC X12 that contains information not required by the standard but that can be included in the transaction at the discretion of the sender and receiver.

**Partner Identifier** - The name or code of the trading partner to which a transaction set is to be sent or from whom it was received.

**Proprietary Standard** – An industry or company-specific data format that has been developed by a company for exchanging data with its trading partners. These proprietary formats usually do not comply with ANSI ASC X12 – based standards.

**Protocol** – A specification of the conventions between two or more communicating devices on the hardware configuration, timings, data format, error detection, and other parameters that may affect communication between those devices.

**Qualifier** – A data element value expressed as a code to give specific meaning to another data element or segment.

**Reference Designator** – A unique alphanumeric indicator that specifies the position of a data element within a data segment in the ANSI ASC X12 standard.

**Release Number** - A number that identifies the publication of the EDI standard used for the generation or interpretation of data.

**Repeating Segment** – A single segment that reoccurs for either a specified maximum number of times or an unlimited number of times at a single location in the transaction or message.

**Security** – System screening which denies access to unauthorized users and protects data from unauthorized uses.

**Segment Directory (X12.22)** -- Provides the purposes and formats of the segments used in the construction of transaction sets. The directory lists each segment by name, identifier, the contained data elements in the specified order, and the requirement designator for each data element.

**Segment Identifier** – A unique identifier for a segment composed of a combination of two or three uppercase letters and digits. The segment identifier occupies the first character positions of the segment. The segment identifier is not a data element.

**Segment Terminator** – A unique character appearing at the end of a segment to indicate the termination of the segment.

**Synchronous** – A communications protocol in which messages are sent as blocks of contiguous characters. Each block begins with a synchronization character and a start-of-message sequence and ends with an end of message sequence.

**Syntax** – A grammar or rules which define the structure of the EDI standards (i.e. the use of loops, qualifiers, etc.) Syntax rules are published in ANSI X12.6.

**Trading Partner** - Parties or entities who exchange EDI transactions.

**Trailer Segment** – A segment that ends every envelope and provides counts of the segments, transaction sets, or functional groups transmitted. Each trailer contains a control number that must match the control number in the corresponding header.

**Transaction Set** – The EDI equivalent of a business form. An example is a purchase order. This term is typically used to describe ANSI ASC X12 EDI formats.

**Transaction Set ID** - An identifier that uniquely identifies the transaction set. This identifier is the first data element of the transaction set header segment.

**Translation** – The act of accepting a document in other than an X12 standard format and translating it to the X12 format.

**Value-Added Network (VAN)** – A company that provides communications services, electronic mailboxing and other communications services for EDI transmission.

**Version Number** – A number that identifies the publication of the EDI standard used for the generation or interpretation of data. For example, in the ANSI ASC X12 standard format, the version number can be found in the functional group header segment (GS) and in the interchange control header segment (ISA).

**X12** - The EDI standards as established by the Accredited Standards Committee of the American National Standards Institute. The full nomenclature is often referred to as ANSI ASC X12.

**X12.5** – Interchange Control Structure. This standard provides the interchange envelope of a header and trailer for the electronic interchange through a data transmission, and it provides a structure to acknowledge the receipt and processing of this envelope. Separate segments and data elements not in X12.22 or X12.3.

**X12.6** – Application Control Structure. This standard describes the control segments used to envelop loops of data segments, to envelop transaction sets, and to envelop groups of related transaction sets.